

• • , • • , " "

• • , • • , " "

• • , • • ,

Information was resulted by formation toxic industrial extras, polluted wastes and harmful atmospheric emissions at regional level on the example of the Kharkov region. It was shown its numerical dependences over the period of Ukraine's independence and perspective improvement of ecological safety of region.

• • -

• • 3 % -

25 % , [1]. 1991 -

• • -

• • -

• • -

• • -

8 – 10 , -

2 – 5 , -

[2]. , -

• • , -

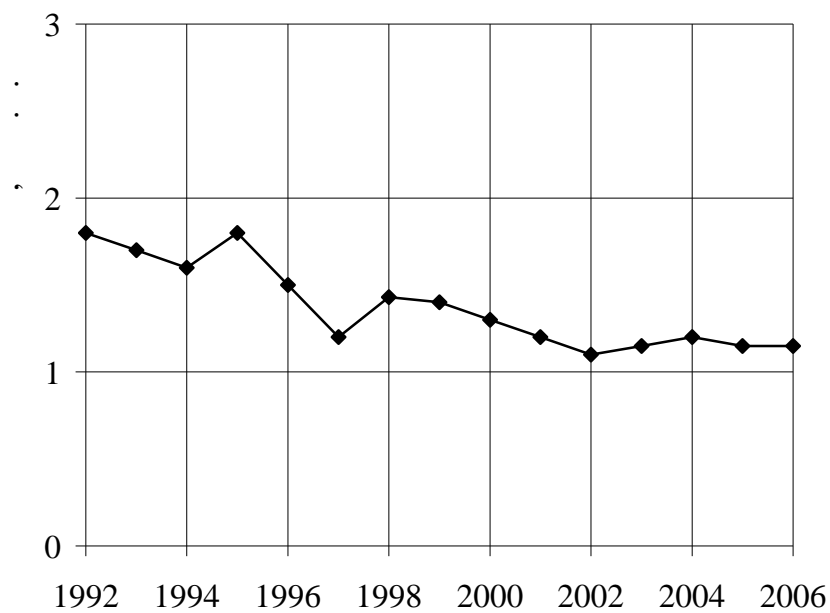
4 – 5 -

• • -

• • -

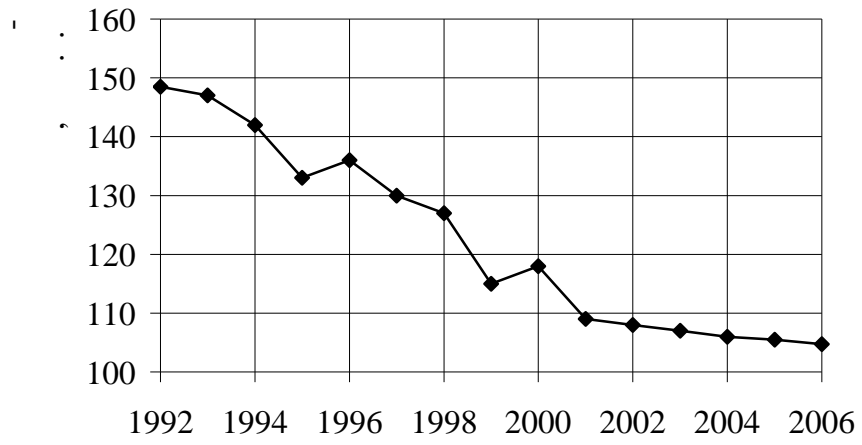
• • -





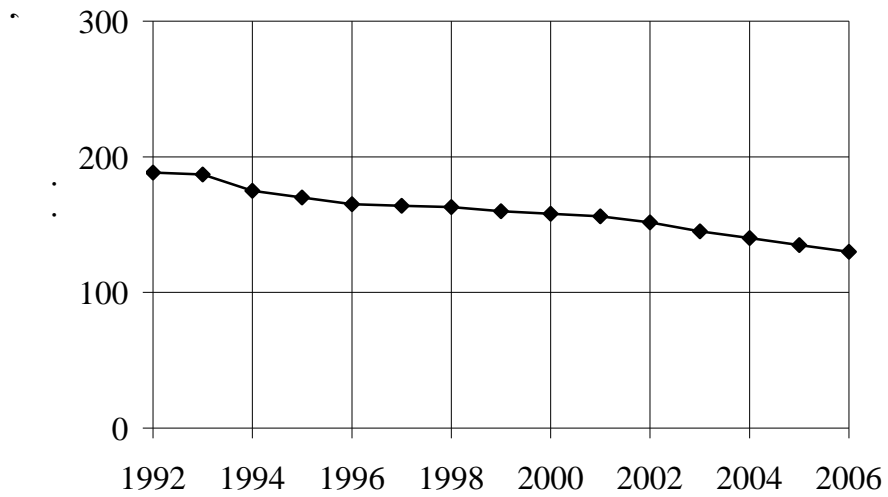
. 1.

. 1 , 1992-1997 .  
 , -  
 1998-1999 . , -  
 , -  
 1998 . 2002 . -  
 :  
 2003 2006 . -  
 . -  
 - ( . 2)  
 ,  
 1992 . 1999 . 1,3 .  
 , -  
 , -



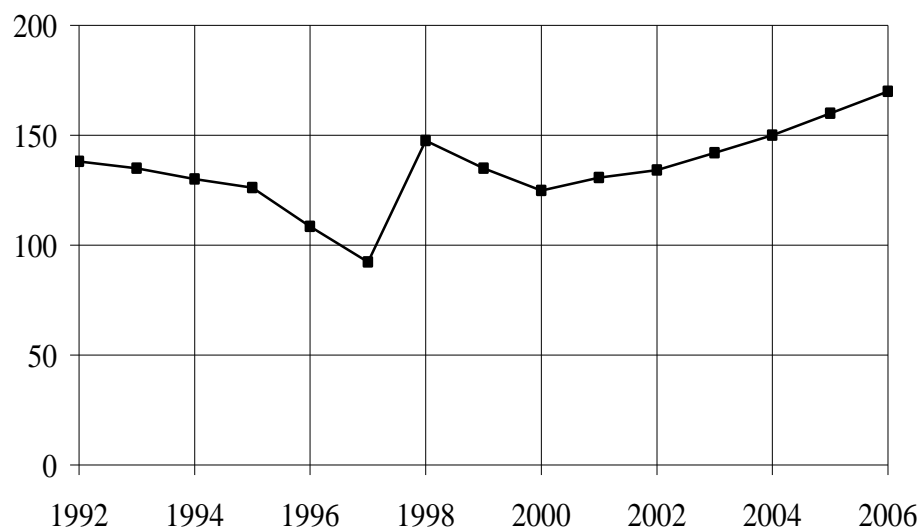
.2.

( .3)



.3.

( .4)



.4.

, 2004 -

.

,

.

.

: 1.

2000 . - . : . , 2001. - 196 . 2. 2003 // 5- -  
 - 48 . 3. . . . , . . . « » , 2003. -  
 // . . . II -  
 « : . - 2004. - . 182 - 185. 4. . . . » . -  
 // . - : . - 2004. - 4. -  
 - . 172 - 174.

10.09.07