

• • , • • , « » , .

(AT)<sub>n</sub> (GC)<sub>n</sub> -

(AT)<sub>n</sub> (GC)<sub>n</sub>.

A computational model has been applied to study the charge transfer in DNA (AT)<sub>n</sub> and (GC)<sub>n</sub> strands. Charge transfer rates in the two strands have been determined based on the molecular dynamics calculations. They are in good agreement with the available experimental data. The modeling approach used here may be employed in the theoretical study of the charge transfer in molecular wires based on natural and artificial DNA strands containing AT and GC pairs.

15 . -

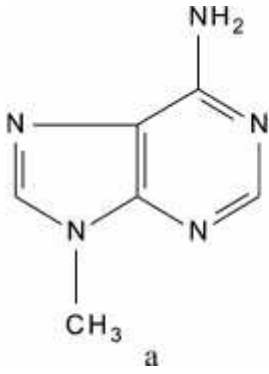
[1, 2]. -

( ) [3], -

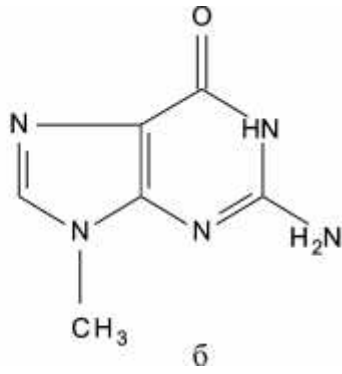
*ab initio* , -

(GC), (AT) -

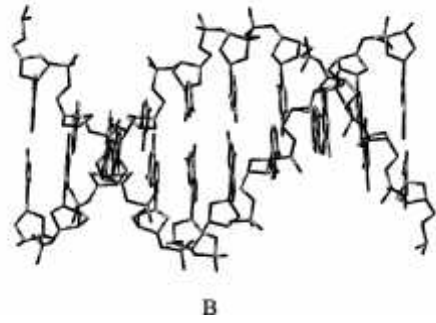
(« ») -



. 1. N9-



( ), N9-



( ),

( )

$$\langle \dots \rangle = \frac{16 \exp(-ka)}{(1+Z^2)(1+Z^{-2})},$$

$a$  – ,  $k^2 = \frac{2m(V-E)}{\hbar^2}$ ,  $Z = \left(\frac{V-E}{V}\right)^{1/2}$ ,  $V$  –  
 $E$  – .

( ),  
 ( ) , ...  
 $E = \dots > 0.$

[4].

(AT)<sub>n</sub>

(GC)<sub>n</sub>

(n = 4...10)

300

AMBER,  
GAUSSIAN 98.

*E*

. 1.

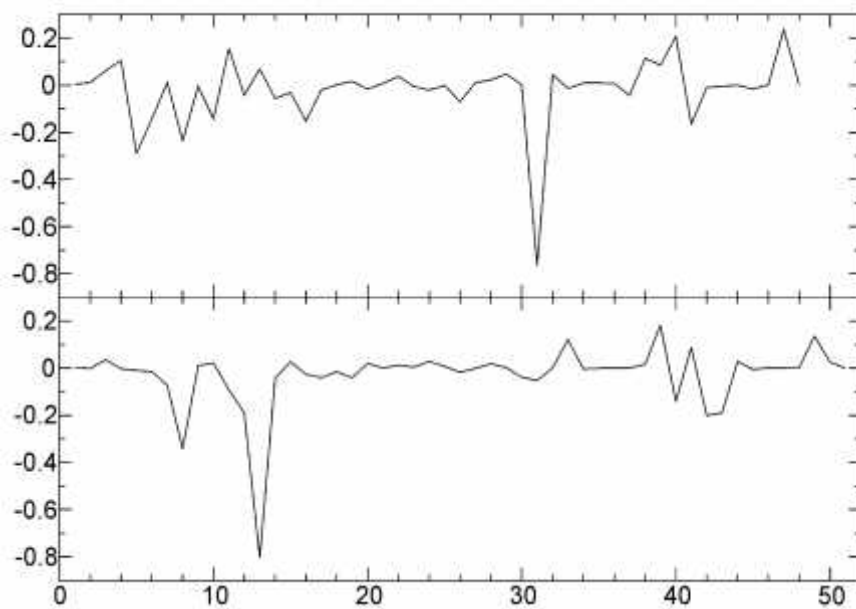
(CH<sub>3</sub>, NH<sub>2</sub>)

( ) .

*E*

8 13,

31- ,



. 2.

( )

( ) *E* ( . . )

$k$   
 $t$   
 :

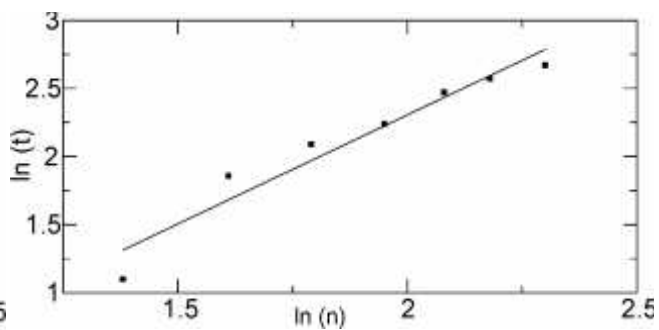
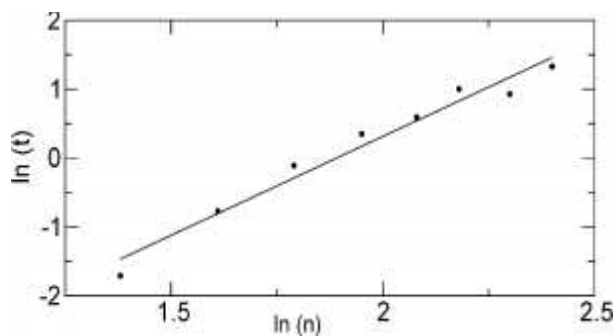
$$k \sim t^{-1}N$$

(3).

$k$ :

$$k = k_0 \exp(-NR),$$

,  $R$  -



.3.

$$(AT)_n \sim (GC)_n^n$$

( )

[5],

$$n > 7$$

( $n \sim 100$ ),

	$(-1) \quad (AT)_n \quad (GC)_n$						
	$n$						
	4	5	6	7	8	9	10
$(AT)_n$	0,06	0,11	0,18	0,24	0,26	0,34	0,28
$(GC)_n$	1,00	1,54	1,60	2,00	1,68	1,63	1,61

: **1.** *Porath D., Bezryadin A., de Vries S., Dekker C.* Direct Measurements of Electrical Transport Through DNA Molecules // *Nature*. – 2000. – Vol. 403. – P. 635 – 638. **2.** *Bashir R.* DNA-mediated artificial nanobiostructures: state of the art and future directions // *Superlattices and Microstructures*. – 2001. – Vol 29. – P. 1 – 16. **3.** *Giese B., Spichty M., Wessely S.* Long-distance charge transport through DNA. An extended hopping model // *Pure Appl. Chem.* – 2001. Vol. 73, 3. – P. 449 – 453. **4.** *Volobuyev M., Adamowicz L.* Computational Model of Hole Transport in DNA // *J. Phys. Chem. B.* – 2005. – Vol. 109. – P. 1048 – 1054. **5.** *Lewis F., Letsinger R., Wasielewsky M.* // *Acc. Chem. Res.* – 2001. – Vol. 34. – P. 159 – 170.

22.05.08.