



2020

# Who rules?

Fact file

National Technical  
University "Kharkiv  
Polytechnic Institute"



# CONTENTS

Welcome .....	3
Methodology: Indicators & Weightings .....	4
Methodology: 2020 Edition Overview .....	5
2020 Overall Results .....	7
Ranks & Scores by Indicator .....	8
Underlying Data & Ratios .....	9
The QS Rankings Team .....	10

**THE 2020 QS WORLD UNIVERSITY RANKINGS  
WILL BE LAUNCHED ON 19 JUNE 2019**  
[www.topuniversities.com](http://www.topuniversities.com)

# WELCOME

The QS World University Rankings 2020 will be published on [topuniversities.com](https://topuniversities.com) on 19 JUNE 2019.

This file provides the detailed results for your institution and the data that has been used to calculate the ranks and scores.

It should also provide you with useful information for any media communication you might need to prepare prior to launch.

## National Technical University "Kharkiv Polytechnic Institute"

Established in 1885

### Ukraine

### INSTITUTION CLASSIFICATION

QS Classifications make it easier to quickly identify and compare institutions with similar characteristics. To find out more about how the classifications are compiled please visit [www.iu.qs.com](http://www.iu.qs.com)

AGE BAND	Historic	Mature	Established	Young	New
SIZE	Very Large	Large	Medium	Small	
STATUS	Public	Private - Not for Profit	Private		
RESEARCH INTENSITY	Very High	High	Moderate	Low	
SUBJECT AREA FOCUS	Comprehensive+	Comprehensive	Focused	Specialist	

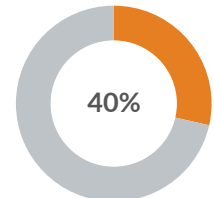
# METHODOLOGY:

## INDICATORS & WEIGHTINGS

The QS World University Rankings® have been published since 2004. Whilst the headline measures have not changed since 2005, we introduce refinements to provide even stronger results year after year.

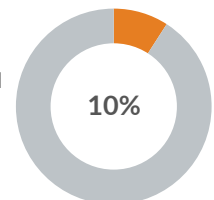
### Academic Reputation

Taken from the annual survey conducted by QS designed to evaluate the perceptions of academics from around the world regarding the best institutions in terms of research. In this edition, over 94,000 responses were recorded globally.



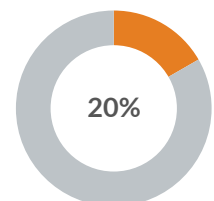
### Employer Reputation

Taken from the annual QS survey aimed at gathering the views of employers around the world on the institutions providing the best professionals. For the 2020 edition, around 45,000 responses were analysed.



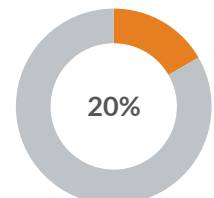
### Faculty Student

This is the ratio between the number of academic staff and number of students. A higher number of teachers per student is an indirect indicator of the commitment of the institutions to high-quality teaching.



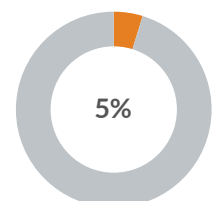
### Citations per Faculty

This ratio measures the average number of citations obtained per faculty member, and is an estimate of the impact and quality of the scientific work produced by universities. This indicator is calculated using data from Scopus. To avoid anomalous results, an affiliation cap is applied discarding papers with an unusually high number of affiliations. Self-citations are excluded and citation counts are normalized, ensuring that citations achieved in each of the five broad faculty areas are weighted equally (more information: [bit.ly/1RbERTx](https://bit.ly/1RbERTx)).



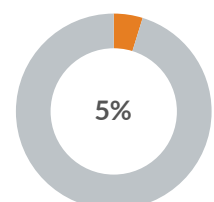
### International Faculty

The International Faculty Index is simply based on the proportion of faculty members that are international. It is a proxy measure for how internationally attractive the university is to academic staff. Universities based in locations known for attracting high proportions of expatriates perform well here such as those in Hong Kong, Switzerland and UAE.



### International Students

Similar in nature to the International Faculty Index, the International Students Index is based on the proportion of students that are international. It is a proxy measure for how internationally attractive the university is to students. Attracting international faculty and students can be challenging for institutions that are more nationally or regionally focussed.



## METHODOLOGY:

### 2020 EDITION OVERVIEW

CONSIDERED  
INSTITUTIONS

**1,620**

PUBLISHED  
INSTITUTIONS

**1,001**

NEW  
ENTRANTS

**50**

FROM  
UKRAINE

**7**

NEW ENTRANTS  
UKRAINE

**1**

COVERED  
LOCATIONS

**82**

RECORDED  
PUBLICATIONS

**13m**

RECORDED  
CITATIONS

**93m**

ACADEMIC  
NOMINATIONS

**1.5m**

EMPLOYER  
NOMINATIONS

**240k**

# QS PARTNERS WITH INSTITUTIONS AROUND THE WORLD

to manage international mobility and relationships,  
meet globalization goals, and inform international  
strategies through evidenced-based decision making.

With our bespoke, data-rich services, institutions can:



Enhance  
**strategy**



Optimize  
**reputation**



Improve  
**performance**



Boost  
their  
**brand**



Improve  
**internationalization  
& recruitment efforts**

Find out more at  
[www.qs.com](http://www.qs.com)





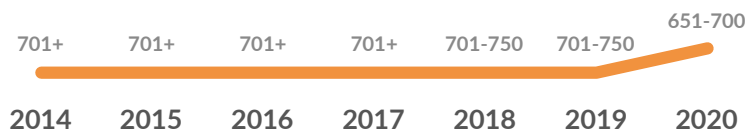
# 2020 OVERALL RESULTS

## National Technical University "Kharkiv Polytechnic Institute"

OVERALL RANK  
**651-700**

IN THE 2020 EDITION THE INSTITUTION  
PERFORMED IN THE 651-700 RANK RANGE.

### RANKINGS TREND



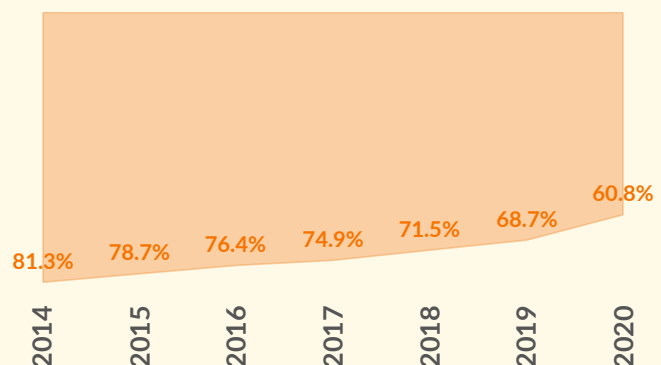
Since 2014, National Technical University "Kharkiv Polytechnic Institute" moved up to the 651-700 rank range. Over the 7 considered years, the institution moved up once and did not present negative performances.

**TOP 61%**

In the 2020 edition, the institution performed among the top 61% in the QS World University Rankings.

### PERCENTILE EVOLUTION

QS WORLD UNIVERSITY RANKINGS



# RANKS BY INDICATOR

2020 EDITION

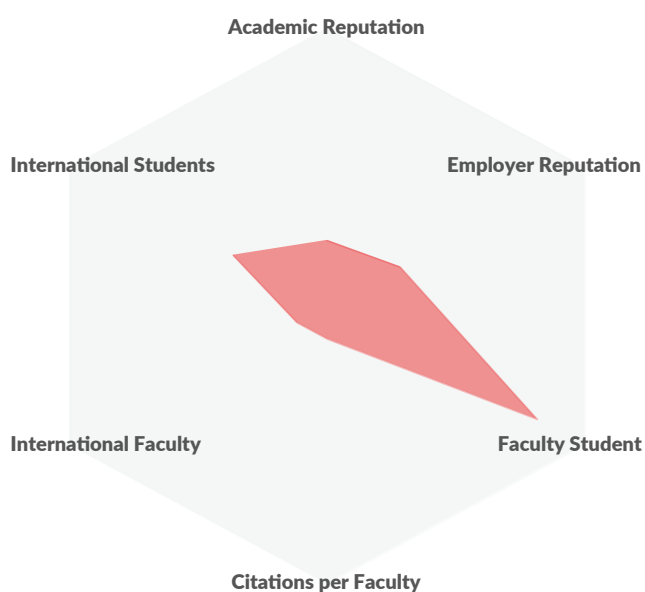
YEAR ON YEAR SWING

Academic Reputation	501+	▼	
Employer Reputation	501+	▲	
Citations per Faculty	601+	▼	
Faculty Student	210	▲	62
International Faculty	601+	▼	
International Students	601+	▲	

At 210 globally, the Faculty Student is the strongest indicator for National Technical University "Kharkiv Polytechnic Institute".

## SCORES BY INDICATOR

EACH INDICATOR CAN REACH A MAXIMUM OF 100 POINTS



Overall	17.4
Academic Reputation	5.6
Employer Reputation	8.0
Faculty Student	66.4
Citations per Faculty	1.4
International Faculty	1.4
International Students	13.4



# UNDERLYING DATA & RATIOS

This is the underlying data used for rankings calculations and has undergone extensive checking but this is a major undertaking so if anything raises questions, please contact us as at [rankings@qs.com](mailto:rankings@qs.com).

A technical explanation of the citations normalization process can be accessed here: <https://bit.ly/1RbERtx>

## VERIFIED DATA

Students	12,657
International Students	1,106
International Faculty	6
Citations (Normalized)	1,861
Citations (Excluding Self-Citations)	1,400
Citations (Including Self-Citations)	3,261
Papers	1,011
Faculty Staff	1,588

The figures above are full-time equivalent (FTE). In those cases where only the headcounts were available, the FTE was calculated by applying a ratio based on country or regional average.

Papers period: 2013-2017 | Citations period: 2013-2018


Bibliometric data

Powered by Scopus®

The following charts present the ratios utilized for rankings calculations for your institution, compared against the global median results.


### FACULTY STUDENT RATIO

Faculty staff per 100 students




### CITATIONS PER FACULTY

Normalized citations per faculty member




### INTERNATIONAL FACULTY RATIO

International faculty staff per 100 faculty members



### INTERNATIONAL STUDENTS RATIO

International students per 100 students



# QS WORLD UNIVERSITY RANKINGS

## PROJECT TEAM

**Ben Sowter** Director

**Selina Griffin** Rankings Manager

**Martin Juno** Senior Product Manager

**Dennis Yu** Rankings Analyst

**Judit Petervari** Data Acquisition Manager

**Gabriel da Costa** Research Analyst

Senior Research Executive

**Irene-Jay Shin**

Researchers

**Ajita Rane**

**Padmashree Sorate**

**Rashmi Sharma**

**Samuel Wong**

**Yuh Ming Yap**

**Shilpa Narayankar**

**Tony Fregoli** Data Analyst

PRESS & PR

**Simona Bizzozero** Communications Director

simona@qs.com

## TRUSTED. INDEPENDENT. GLOBAL.

QS Intelligence Unit | A division of Quacquarelli Symonds Ltd.

E-mail: [rankings@qs.com](mailto:rankings@qs.com) | Tel.: +44 (0)207 428 2782

With offices in London, Paris, Singapore, Mumbai and Bucharest.